



# Manual

v3.0.2

# 1. Overview

## Welcome sbsf!

In order to get started, you need to

1. [create leagues or a tournament](#) ✓
2. [create rounds](#) ✓
3. [create teams](#) ✓
4. [create players](#) ✓ or [import players](#)

and then create a game

- [Your games](#)
- [Your leagues and tournaments](#)
- [Your rounds](#)
- [Your teams](#)
- [Your players](#)
- [Your lineups](#)
- [Stats](#)
- [Account settings and options](#)

On the overview page (or “Member home”), you can reach every page of EasyScore. It also gives you a quick overview whether you have met all criteria to start scoring a game (marked by a green checked icon ✓ right to the link).

For **league members**, the standings are displayed:

## Welcome sbsfnla!

Year:  League:  Round:  [show standings](#) ➔

Name	W	L	PCT	GB	HOME	ROAD	RS	RA
Therwil Flyers	18	4	.818	-	11-1	7-3	225	81
Embrach Mustangs	17	9	.654	3	8-6	9-3	189	115
Zürich Barracudas	12	9	.571	5.5	5-4	7-5	106	118
Zürich Challengers	11	12	.478	7.5	7-4	4-8	183	153
Bern Cardinals	10	7	.588	5.5	5-3	5-4	127	86
Sissach Frogs	8	10	.444	8	6-6	2-4	117	147
Luzern Eagles	3	14	.176	12.5	0-6	3-8	61	158
Lausanne Indians	2	16	.111	14	2-7	0-9	47	197

- [League's games](#)
- [Your lineups](#)
- [Stats](#)
- [Account settings and options](#)

 [get the webservice address for this standing](#)

Below the standings, you can find a link to the web service that can be called to display the corresponding standings.

# Leagues

Before you can start scoring a game, you must create a league or tournament that will hold all the games:

## Leagues / Tournament

Search:

League	Country
1. Baseball-Bundesliga	Germany
1.Liga	Switzerland
22. Frühlingsturnier	Switzerland
7th International U15 Tournament	Switzerland
Cadets	Switzerland
DM Jugend Baseball 2019	Germany
KBO	Korea (Republic of)
NLA	Switzerland
NLA Testspiele	Switzerland

Showing 1 to 10 of 22 entries

Show  entries

First Previous  2 3 Next Last

**i** Click on the column headers to sort.

You can filter the list by entering your search criteria in the field in the top right.

Edit existing league data by double clicking the value you want to change. Enter your changes and press ENTER to accept the changes.

Add a new league by clicking on "Add..." or delete a league by clicking the row which contains the player to be deleted, and then click on "Delete".

# Rounds

Define the rounds that are played in every league:

## League Rounds

Search:

Round	League
2019 Tournament	PONY Palomino European Qualifier
AUF/AB	NLB/1.Liga
AUF/AB	NLA
AUF/AB	NLB
AUF/AB16	NLA/NLB
Final	22. Frühlingsturnier
Final	U18 Qualifiers Juniors
Finale	Swiss Alpine Cup
Finalrunde	1.Liga

Showing 1 to 10 of 53 entries

Show  entries

First Previous  2 3 4 5 6 Next Last

 Click on the column headers to sort.

You can filter the list by entering your search criteria in the field in the top right.

Edit existing round data by double clicking the value you want to change. Enter your changes and press ENTER to accept the changes.

All the leagues that have been entered on the [Leagues screen](#) can be selected from the League dropdown.

Add a new round by clicking on "Add..." or delete a round by clicking the row which contains the player to be deleted, and then click on "Delete".

# Teams

Create teams that will play in one of your leagues or tournaments:


## Teams

Team	Short	Logo URL	League
Click to edit	BA2	https://img.easyscore.com/img/teamlogos/logo_barracudas.png	U20
Austrian National Team	AUT	https://cdn1.iconfinder.com/data/icons/european-country-flags/83/austria-512.png	Swiss Alpine Cup
Aviano Avengers	AVI	http://easyscore.com/img/teamlogos/logo_avengers.png	Swiss Alpine Cup
Bad Homburg Hornets	HOM	https://www.mainz-athletics.de/wp-content/uploads/2017/03/hom.png	DM Jugend Baseball 2019
Baden-Württemberg Auswahl	BAD	http://www.nationalflaggen.de/media/flags/flagge-baden-wuerttemberg.gif	U18 Nationalmannschaft
Barracudas	BAR	https://img.easyscore.com/img/teamlogos/logo_barracudas.png	22. Frühlingsturnier
Belgium	BEL	http://www.baseballem2017.ch/wp-content/uploads/2017/04/Belgium_r.jpg	U18 Qualifiers Juniors
Belgium National Team	BEL	https://img.easyscore.com/img/teamlogos/logo_bel.png	PONY Palomino European Qualifier
Berlin Flamingos	FLA	https://img.easyscore.com/img/teamlogos/logo_berlinflamingos.png	1. Baseball-Bundesliga

Showing 1 to 10 of 201 entries

Show  entries

First Previous  2 3 4 5 ... 21 Next Last

 Click on the column headers to sort.

You can filter the list by entering your search criteria in the field in the top right.

Edit existing team data by double clicking the value you want to change. Enter your changes and press ENTER to accept the changes.

All the leagues that have been entered on the [Leagues screen](#) can be selected from the League dropdown.

Add a new team by clicking on "Add..." or delete a team by clicking the row which contains the player to be deleted, and then click on "Delete".

# Players

## Players

Search:

Name	First name	Nationality	Team	Bats	Throws	Lic #	Uni #	Player pic
Abalo Estevez	Oscar	ES	<a href="#">Click to edit</a>	S	<a href="#">Click to edit</a>	01 3 006299	22	<a href="#">Click to edit</a>
Abbondanzieri	Livio	blank	Kobras	R	R	<a href="#">Click to edit</a>	<a href="#">Click to edit</a>	<a href="#">Click to edit</a>
Abel	F	CH	<a href="#">Click to edit</a>	n	n	38568	29	<a href="#">Click to edit</a>
Aberer	Raphael	CH	<a href="#">Click to edit</a>	<a href="#">Click to edit</a>	<a href="#">Click to edit</a>	01 11 005915	<a href="#">Click to edit</a>	<a href="#">Click to edit</a>
Abousbaa	Alexander	CH	Thun Hunters (NLB)	<a href="#">Click to edit</a>	R	01 9 006017	<a href="#">Click to edit</a>	<a href="#">Click to edit</a>
Abplanalp	Felix	CH	Jona Bandits	R	R	01 1 005946	25	<a href="#">Click to edit</a>
Abplanalp	Andreas	CH	Austrian National Team (Swiss Alpine Cup)	<a href="#">Click to edit</a>	<a href="#">Click to edit</a>	01 6 006270	<a href="#">Click to edit</a>	<a href="#">Click to edit</a>
Abt	Nicola	CH	<a href="#">Click to edit</a>	<a href="#">Click to edit</a>	<a href="#">Click to edit</a>	01 3 006351	<a href="#">Click to edit</a>	<a href="#">Click to edit</a>
Abt	Melanie	CH	Hünenberg Unicorns (Softball NLA)	R	R	01 15 005707	<a href="#">Click to edit</a>	<a href="#">Click to edit</a>

Showing 1 to 10 of 3,898 entries

Show  entries

First Previous  2 3 4 5 ... 390 Next Last

 Click on the column headers to sort.

You can filter the list by entering your search criteria in the field in the top right. The entered search text will be searched for in the player's last name, first name and license number.

Edit existing player data by double clicking the value you want to change. Enter your changes and press ENTER to accept the changes.

The player's last name is the only mandatory field, but you can also record additional attributes like batting hand, throwing hand, license number, uniform number and a link to the player's profile picture.

Recording the batting and throwing hand will give you additional filtering possibilities in the [statistics section](#).

Add a new player by clicking on "Add..." or delete a player by clicking the row which contains the player to be deleted, and then click on "Delete".

## Import players from file

You can import players from an Excel-generated .csv-file by clicking on “Import players from file” in the Players dropdown menu:

### Import players from file

**i** Your file has to match the [exact specifications](#). -> [Download](#) an empty template.  
The only mandatory field is LastName.

Select file:  Keine ausgewählt  [import players](#)

[◀ back to overview](#)

Before importing players, make sure of the following:

1. The column names of your export file must be named the following:
  - LastName
  - Name
  - LicenceNr
  - Nationality
  - PlaceOfBirth
  - DateOfBirth
  - Sex
  - Team
  - UniformNr
  - PlayerPic
  - Bats
  - Throws

If one of these columns is missing or misspelled, the import cannot be executed.

2. The only mandatory field is LastName.
3. Save your list of players in a comma delimited format (.csv)

## Export players

You can export your players by team as csv file:

### Export players

Team:

 [export players](#)

[◀ back to overview](#)

# Lineups

After creating your leagues, rounds, teams, games and players, the final step before scoring your game is to enter the starting lineups. Insert only the **starting** players and do not change the Spot numbers:

## Starting Lineups

Year:  League:  Round:  Game:

Enter the **starting lineups** here. If a pitcher has a DH, enter the pitcher in the 10 spot.

You can overwrite uniform numbers which will get saved after saving the lineups.

### Away Team: San Francisco Giants

Player	Spot	Uni #	Pos
Soler Jorge	1	12	DH
Wade LaMonte	2	31	1B
Ramos Heliot	3	17	CF
Bailey Patrick	4	14	C
Chapman Matt	5	26	3B
Conforto Michael	6	30	LF
Yastrzemski Mike	7	5	RF
Wisely Brett	8	0	2B
Ahmed Nick	9	13	SS
Webb Logan	10	62	P



### Home Team: Atlanta Braves

Player	Spot	Uni #	Pos
Kelenic Jarred	1	24	CF
Albies Ozzie	2	16	2B
Ozuna Marcell	3	20	DH
Olson Matt	4	28	1B
Riley Austin	5	27	3B
Duvall Adam	6	14	RF
Murphy Sean	7	12	C
Wall Forrest	8	37	LF
Short Zack	9	59	SS
Morton Charlie	10	50	P

[save lineups](#)

[Go to game MLB's scoresheet](#)

[back to overview](#)

[Save lineups for reuse](#)

[Load a previously saved lineup](#)

[Load a lineup from another game](#)

[Delete a saved lineup](#)

Clicking on the player's name brings up a dropdown from which you can select the any player by name, first name or license number:



Change positions as you desire but leave the field "Spot" empty when creating a new lineup.

The text fields in the column "Uni #" can be used to enter uniform numbers for players that do not have one assigned yet. The field is filled out after choosing a player from the dropdown which you can overwrite. The new uniform number will be saved upon clicking on "save lineups".

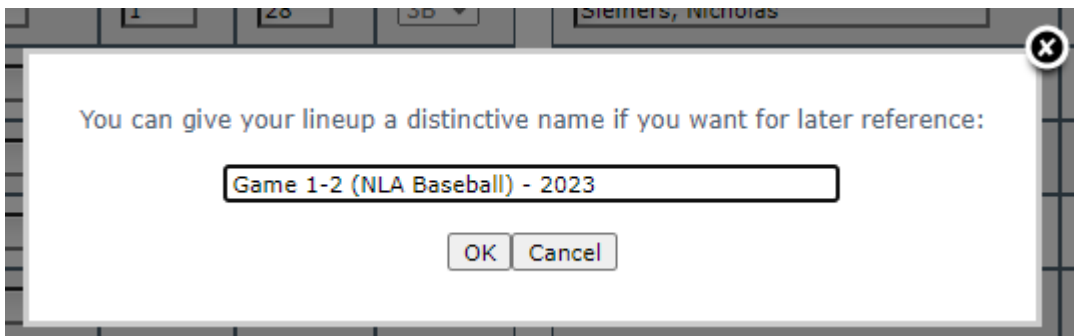


You can also filter the players dropdown by clicking on the ▼ icon next to the team's name to limit the entries of the dropdowns to just the players for the respective team.

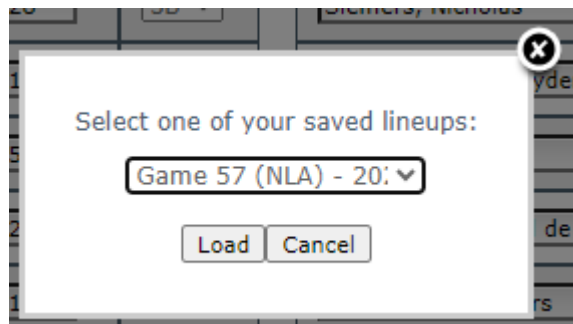
In case you mixed up away and home lineups, you can use the ↔ button to swap lineups.

You can also save the entered lineup for a later reuse, for example if the second game of the doubleheader has mostly the same players. For that, click on **“Save lineups for reuse”** on the right bottom.

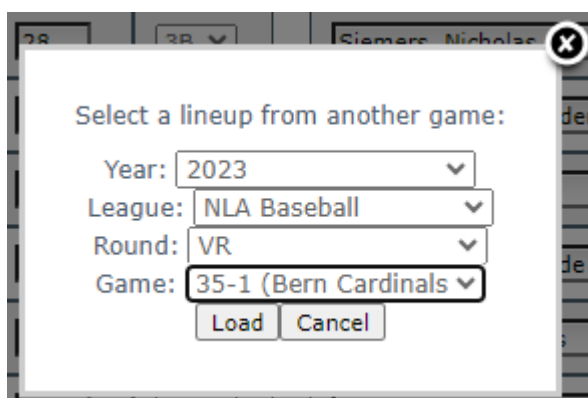
A dialog will appear asking you to enter a descriptive name for your lineup:



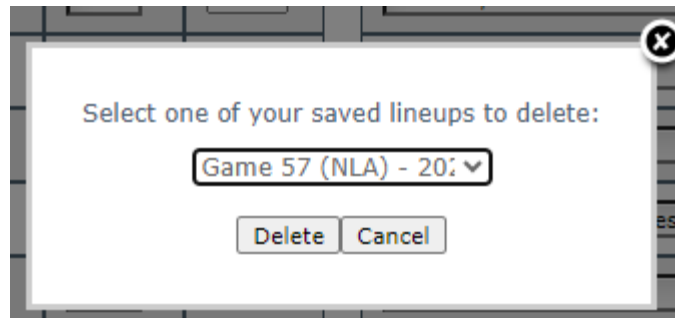
After choosing a different game, you can then click on **“Load a previously saved lineup”** to load a saved lineup and fill in the players automatically:



Or you can select a lineup from a different game by clicking on **“Load a lineup from another game”**:



By clicking on **“Delete a saved lineup”** you can also delete one of your saved lineups if you do not need it anymore:



# New Game


Create new game	
Game number	<input type="text"/>
Game date	<input type="text"/>
Start time (hh:mm)	<input type="text"/>
End time (hh:mm)	<input type="text"/>
League	Please select: ▼
Away Team	▼
Home Team	▼
Round	▼
Umpires	<input type="text"/>
Scorer	<input type="text"/>
Field	<input type="text"/>
Runs away team	<input type="text"/>
Runs home team	<input type="text"/>
Temperature	<input type="text"/>
Attendance	<input type="text"/>
Live scoring?	<input type="checkbox"/>
Tweet results on <a href="https://twitter.com/bbeasyscore">twitter.com/bbeasyscore?</a>	<input type="checkbox"/> (activate "Live scoring" above to enable)
Postponed?	<input type="checkbox"/>
Forfeit?	<input type="checkbox"/>
checked by League Admin?	<input type="checkbox"/>
Notes	<input type="text"/>
	

- **Game number:** Enter any alphanumerical value with which you can identify your game.
- **Game date:** Enter the game's date in your [regional settings](#) format.
- **Start time:** Enter the game's start time in the format hh:mm.
- **End time:** Enter the game's end time in the format hh:mm.
- **League:** Select the league from the dropdown. All the leagues that you have entered on the [Leagues screen](#) will be displayed here.
- **Away Team:** Select the visiting team from the dropdown. All the teams that you have entered on the [Teams screen](#) that belong to the selected league will be selectable.
- **Home Team:** Select the home team from the dropdown. All the teams that you have entered on the [Teams screen](#) that belong to the selected league will be selectable.
- **Round:** Select the round from the dropdown. All the rounds that you have entered on the [Rounds screen](#) will be displayed here.
- **Umpires:** Enter the umpires for the game. Enter any text, e.g. "HP: Miller. 1B: White."
- **Scorer:** Enter the scorer(s) for the game.
- **Field:** Enter the game's location.
- **Runs away team & runs home team:** These fields will be filled as soon as the game is finished, but you can enter the scores here beforehand, for example if the game is forfeited.
- **Temperature:** Enter the temperature at game time (numbers only, without °C or °F).
- **Attendance:** Enter the number of spectators during the game.
- **Live scoring:** Activate this checkbox if you plan to score this game as it happens. Visitors to the homepage will then be able to follow the game online.
- **Tweet results on Twitter:** When scoring live, you can send status updates to EasyScore's Twitter account. Upon activating this checkbox, you will be presented with a dropdown from which you can choose the frequency of your updates:

At the end of every half-inning ▼
At the end of the game
At the end of every half-inning
After every play

EasyScore's tweets on Twitter can be found at [www.twitter.com/bbeasyscore](https://www.twitter.com/bbeasyscore).

- **Forfeit:** Activate this checkbox if the game has been forfeited.
- **checked by League Admin:** League administrators can check this box to mark this game as being checked.
- **Notes:** Enter any additional notes for the game, for example "One out when winning run scored." or "Martinez pitched to 1 batter in the 6th inning."

Save your data by clicking on  .

# Your Games

On the “Your Games” screen, you have an overview of all your games. Set the filters “Year”, “League” and “Round” to display only the games you want:














## League's games


Year:  League:  Round:

[show games](#) ▶▶



📌 Rows with a red background indicate finished games

### TESTING games 2018

	Game nr.	GameID	Date	Start time	End time	Away team	Home team	ppd.	ff	chk	
    	111	10755	11.11.2018	11:00		Philadelphia Phillies (TESTING)	Oakland Athletics (TESTING)				 
    	1	4903	02.11.2018	01:05	14:00	San Francisco Giants (TESTING)	Los Angeles Dodgers (TESTING)				 
    	1	10784	15.07.2018	12:00		Mühlberg (TESTING)	Ebersberg (TESTING)				 
    	333	4904	07.05.2018	19:30	22:00	New York Mets (TESTING)	Washington Nationals (TESTING)			<input checked="" type="checkbox"/>	 
    	508	5600	21.04.2018	11:00	14:00	Bern Cardinals (TESTING)	Therwil Flyers (TESTING)				 
    	2	4902	27.03.2018			Chicago Cubs (TESTING)	Kansas City Royals (TESTING)				 
    	1	4894	17.03.2018	11:00		San Francisco Giants (TESTING)	Minnesota Twins (TESTING)				 

 get the web service address for this schedule

[Create a new game...](#)

You can edit your games by clicking on  or delete them by clicking on  (if you have the corresponding rights).



: takes you to the score sheet, where you can [score the game](#).



: shows the game's Box Score.



: shows the game's Play-By-Play.



: web address to the web service for the corresponding game.



: print the game's Box Scores and Play-By-Play



: generate the static Box Scores for this game (available for finished games only)



: indicates that the static Box Scores have been already generated.

: indicates that the generation of the static Box Scores has failed.

## Edit Game

Change any of your saved games' data:

<b>Edit League game</b>	
Game number	6 
Game date	25.05.2014
Start time (hh:mm)	13:55
End time (hh:mm)	16:15
League	NLA (Switzerland) ▼
Away Team	Therwil Flyers (NLA) ▼
Home Team	Zürich Challengers (NLA) ▼
Round	VR ▼
Umpires	HP: Michals. 1B: Savold
Scorer	Zurschmitten
Field	Zürich Heerenschürli
Runs away team	2
Runs home team	3
Temperature	
Attendance	
Live scoring?	<input type="checkbox"/>
Tweet results on <a href="https://twitter.com/bbeasyscore?">twitter.com/bbeasyscore?</a> 	<input type="checkbox"/> (activate "Live scoring" above to enable)
Game finished?	<input checked="" type="checkbox"/>
Postponed?	<input type="checkbox"/>
Forfeit?	<input type="checkbox"/>
checked by League Admin?	<input checked="" type="checkbox"/>
Notes	Sedin Robert pitched to
	

Record the same data as on the [New Game screen](#).

## 2. Scoring the game

### Reaching 1st base

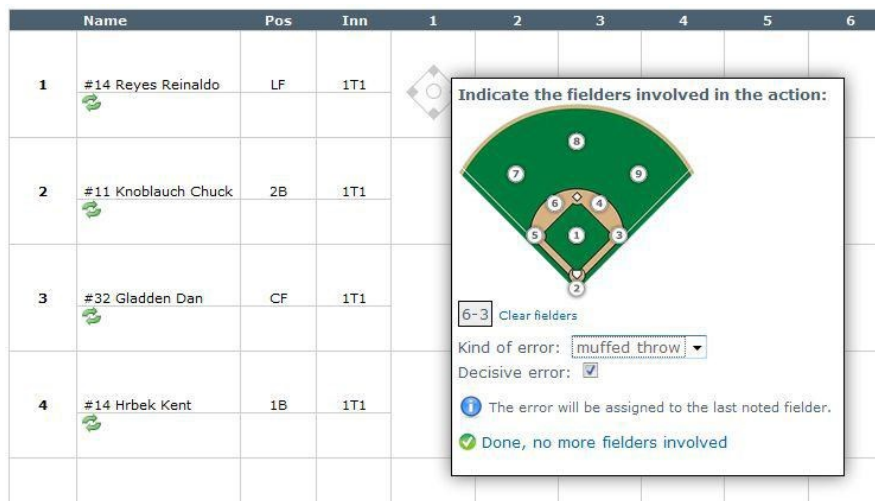
To put a batter/runner to first base, simply click on the first base of the currently active batter:



Depending on the scoring system, the following actions are available for a batter reaching 1st base:

- Single (1B)
- Bunt single (B1B)
- Base on Balls (BB)
- Intentional walk (IBB)
- Error (E.). A window will appear, asking you to indicate which fielder made the error. Do this by clicking on the respective defensive position or use the numbers 1-9 on your keyboard.

You can undo wrong inputs by clicking on “Clear fielders” which clears all fielders. Also, select the kind of error from the dropdown. Note: The error will be assigned to the **last noted fielder**. If you enter 6-3 with a muffed throw, the 1st baseman will be charged with an error, while the shortstop will get an assist:



- Fielder’s choice (FC).
- Hit by pitch (HP).
- Sacrifice with error (SH E.). Use this if a batter clearly tries to hit a sacrifice bunt, and is safe due to a defensive error.

- Sacrifice hit with fielder's choice (SH FC). Use this if the defense fails to record an out on the runner(s).
- Sacrifice fly with error (SF E.). Use this if the defense fails to catch the fly ball hit by the batter, and the runner subsequently scores.
- Sacrifice fly with fielder's choice (SF FC). Use this if the defense fails to catch the fly ball, but nevertheless succeeds in putting out a runner.
- Dropped 3rd strike – WP (K WP). Batter is safe at first due to a wild pitch after a dropped third strike.
- Dropped 3rd strike - PB (K PB). Batter is safe at first due to a passed ball after a dropped third strike.
- Dropped 3rd strike – Error (K E.). Batter is safe at first due to a defensive error after a dropped third strike.
- Dropped 3rd strike - Fielder's choice (K FC). Use this if the batter reaches first base after a dropped strike, but a runner is made out on the bases.
- Catcher's interference (CI)
- Obstruction (FC)
- Tiebreaker: Place runner (ITR). This is used for the International Tie Breaker Rule, also employed by ESF and ISF for softball games in extra innings. Independent of which runner is placed on base, click the entry, and an additional dialog will pop up, asking you to indicate which batter goes where:

Name	Pos	Inn	1	2	3	4	5	6	7	8	9
1 #49 Albrecht Bruno	CF	1T1									
2 #51 Baumann Damien	2B	1T1									
3 #5 Bekkali Farid	C	1T1									

Please indicate where to put the runners:

3rd base:  ▼

2nd base:  ▼








1st base:  ▼

Done

Indicate all necessary runners and click on  Done to finish your entries.

- Checkboxes “This action is part of a double play/triple play”: Activate either box in advance if the chosen action will be part of a double play or triple play. This is mostly true for actions that [result in an out](#).

Every time there are runners on base, an additional popup will appear asking you to indicate what happens with those runners:

	Name	Pos	Inn	1	2	3	4
1	#11 Davis Rajai 	CF	1T1				
2	#14 Ellis Mark 	2B	1T1		<div style="border: 1px solid black; padding: 5px;"> <p><b>Please indicate what happens with the runners on base:</b></p> <p>#11 Davis Rajai </p> </div>		
3	#8 Suzuki Kurt 	DH	1T1				



# Reaching 2nd base

Reaching 2<sup>nd</sup> base can be accomplished either by a hit or by other means, like being batted forward:

	Name	Pos	Inn	1	2	3	4	5	6	7	8	9
1	#49 Albrecht Bruno	CF	1T1	I K								
2	#51 Baumann Damien	2B	1T1	II K								
3	#5 Bekkali Farid	C	1T1	2B								
4	#14 Beyeler Christoph	DH	1T1	III K								
5	#7 Beloeil Julien	RF	1T1									
6	#76 Blank Thomas	LF	1T1									

#7 Beloeil Julien

Reached 2nd

Double

Error

Tiebreaker: Place runner

This action is part of a double play

This action is part of a triple play

Following actions are available for a batter reaching 2nd base:

- Double (2B)
- Error (E.). The same subsequent popup appears as for errors at 1st base.
- Tiebreaker: Place runner (ITR).

Putting a runner to second base from first base can be accomplished in several ways:

	Name	Pos	Inn	1	2	3	4	5	6
1	#14 Reyes Reinaldo	LF	1T1						
2	#11 Knoblauch Chuck	2B	1T1						
3	#32 Gladden Dan	CF	1T1						
4	#14 Hrbek Kent	1B	1T1						

#14 Reyes Reinaldo

Reached 2nd

Stolen base

Batted forward (subsequent action)

Fielder's choice

Advanced on error

Caught stealing with error

Advance runner E WP PB BK (subsequent action)

Wild Pitch

Passed ball

Balk

Fielder's indifference

Obstruction

This is a subsequent action

This action is part of a double play

This action is part of a triple play

- Stolen Base (SB.). The number that gets written automatically behind SB will indicate the batter during which the runner stole the base.
- Batted forward (x.). The number that gets written automatically behind the x will indicate the batter which batted the runner forward. This is a subsequent action, meaning that it cannot be scored as a standalone action, but rather as a result of a previous action. This will be noted accordingly in the Play-by-Play, as well.
- Fielder's choice (FC). This is automatically a subsequent action, for example if the batter/runner advances to the next base on a throw to another base.
- Advanced on error (e.). A non-decisive extra-base error.

- Caught stealing with error (CS E.). Mostly for mishandling a good throw by the catcher, for example CS 2-E4.
- Advance runner E WP PB BK ((E), (WP), (PB) or (BK)). As a subsequent action, this is used to advance additional runners on one single action.
- Wild Pitch (WP.). The number that gets written automatically behind WP will indicate the batter during which the wild pitch occurred.
- Passed ball (PB.). The number that gets written automatically behind PB will indicate the batter during which the passed ball occurred.
- Balk (BK.). The number that gets written automatically behind BK will indicate the batter during which the balk occurred.
- Fielder's indifference (FI).
- Checkbox for "This is a subsequent action": Activate this checkbox in advance if the indicated action will be a subsequent action. For example: If the runner advances to third base on a throwing error after stealing second base, first activate the checkbox and then click the link "Advance on error".
- Checkboxes "This action is part of a double play/triple play": Activate either box in advance if the chosen action will be part of a double play or triple play. This is mostly true for actions that [result in an out](#).

# Reaching 3rd base

The actions that can be used to put a runner on 3rd base are the same as for reaching 2nd base (except for the triple):

	Name	Pos	Inn	1	2	3	4	5	6	7	8	9
1	#49 Albrecht Bruno 	CF	1T1									
2	#51 Baumann Damien 	2B	1T1									
3	#5 Bekkali Farid 	C	1T1									
4	#14 Beyeler Christoph 	DH	1T1									
5	#7 Beloeil Julien 	RF	1T1									
6	#76 Blank Thomas 	LF	1T1									
7	#32 Braito Fidel 	3B	1T1									

#7 Beloeil Julien

Reached 3rd

Triple

Error

Tiebreaker: Place runner

This action is part of a double play

This action is part of a triple play

# Reaching home

The actions that can be used to put a runner on 3rd base are the same as for reaching 2nd base and 3<sup>rd</sup> (except the home run):

5	Kupiec Eli	012007143	LF	1T1																
6	Castillo Pujols Xavier Stiven	0120005367	1B	1T1																
7	Rigele Lukas		SS	1T1																
8	#28 Suzuki Kurt		C	1T1																
9	#17 Folk Harrison		RF	1T1																

**#17 Folk Harrison**

Reached home

Home run

Error

Fielder's choice

This action is part of a double play

This action is part of a triple play

You can always change a run to be earned or unearned by clicking on home plate of the field which run you want to change, bringing up the same dialog where it asks you to indicate whether the run is earned or unearned:

		CF		1T1																
						x6		1B												
								3B												
		1B																		

Change whether run is earned or not.

A visual help is displayed on the upper right corner, showing you quickly on which bases runners are positioned. If more than one runner is placed on the same base, the corresponding base is colored in red, giving you a hint that you have to take further actions to remove the conflict:

Stats Settings

6	7	8	9	R	H	E
				-	0	0
				-	0	0

Options

8 9

Stats Settings

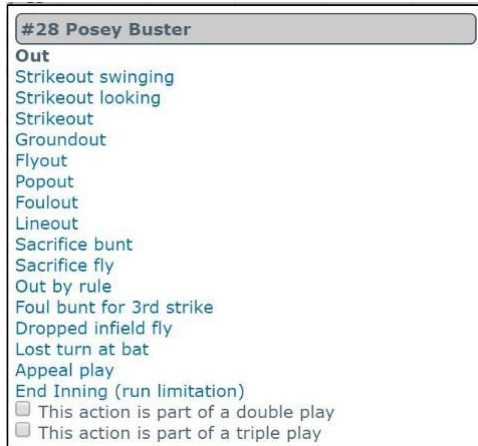
7	8	9	R	H	E
			-	0	0
			-	0	0

Options

8 9

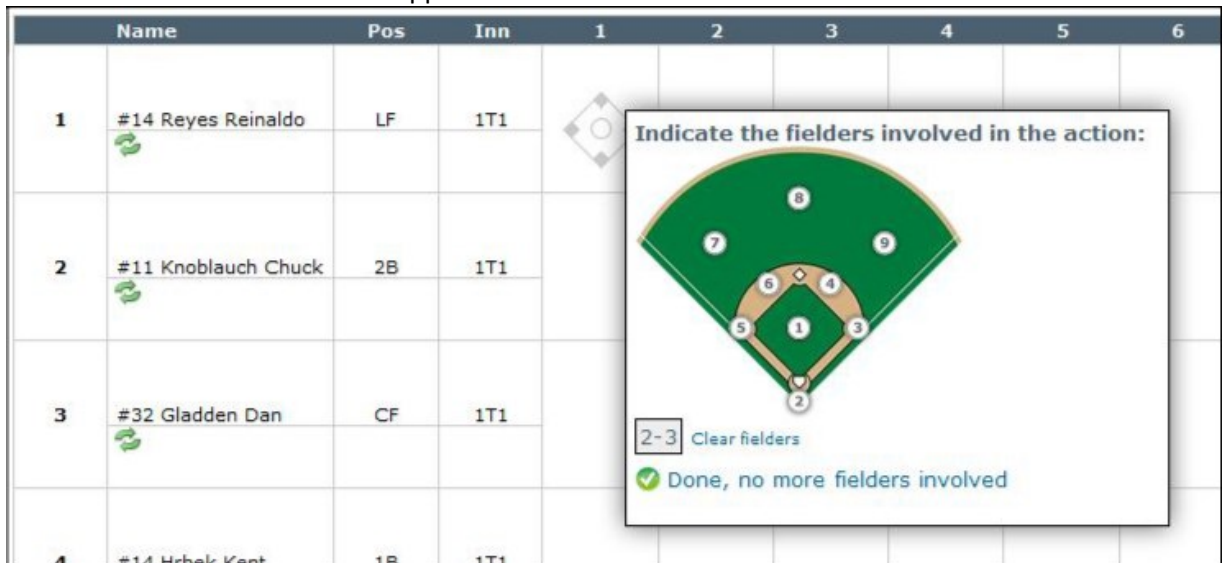
# Out

To record an out, click on the circle in the middle of the diamond. The popup selection menu will display different choices for batters and runners. The following are the actions for batters:



- Strikeout swinging (K.)
- Strikeout looking (K.)
- Strikeout (K.)

After selecting either Strikeout variant, the defensive context menu will pop up if the catcher has to throw to first base on a dropped third strike:



If the third strike is not dropped, just click on “Done, no more fielders involved”

- Groundout. Subsequently for this action, and all the actions listed below, the defensive context menu will pop up to indicate the involved fielders.
- Flyout (F.)
- Popout (F.)
- Foulout (FF.)
- Lineout (F.)
- Sacrifice bunt (SH.)
- Sacrifice fly (SF.)
- Out by rule (OBR.)
- Foul bunt for 3rd strike (OBR K)
- Dropped infield fly (OBR F.)
- Lost turn at bat (LT)
- Appeal play (AP.)
- End Inning (run limitation): Select this entry if your league has a limitation of number of runs scored per inning.

- This action is part of a double play/triple play: Check this box in advance if the batter hits into a DP or TP.

The following are the out actions for runners:

# Jackson Austin

**Out**

Forced out / Tagged out (subsequent action)

Caught stealing

Out advancing (subsequent action)

Out on double play (subsequent action)

Out on triple play (subsequent action)

Picked off

Out by rule

Appeal play

This is a subsequent action

This action is part of a double play

This action is part of a triple play

- Forced out / Tagged out. Used to put out a runner on a fielder's choice.
- Caught stealing (CS.). The number that gets written automatically behind CS will indicate the batter during which the runner got caught stealing.
- Out advancing. Mostly used when a batter/runner unsuccessfully tries to stretch his hit.
- Out on double play (DP.). Used to score the out on the runner on a double play.
- Out on triple play (TP.). Used to score the out on the runner on a triple play.
- Picked off (PK.)
- Out by rule (OBR.)
- Appeal play (AP.)
- This is a subsequent action: Check this box in advance if the indicated action is a subsequent action. For example: If the runner advances to third base on a throwing error after stealing second base, first activate the checkbox and then click the link "Advance on error".
- This action is part of a double play/triple play: Check this box in advance if the batter hits into a DP or TP.

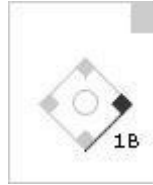
After all outs, the defensive context menu will pop up where you have to indicate the fielders involved in the action.

Note: On double plays, you will additionally have to indicate which out of the double play the action is:

Out of DP/TP #:  1  2  3

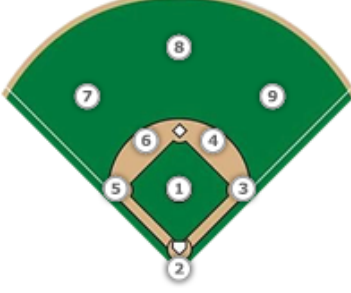
## Notes and comments

You can add comments to any field by clicking in the upper right corner of the respective field:



A popup will show up, where you can assign an error or write additional comments:

**Indicate the fielders involved in the action:**



2 undo

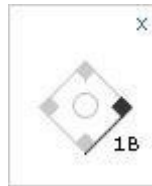
Kind of error: fly ball

Decisive error:

dropped foul ball

Done

Fields that have a comment assigned to them are marked with a cross in the upper right corner. You can edit or delete these notes anytime by clicking on the cross:



**Indicate the fielders involved in the action:**

2 undo

Kind of error: fly ball

Decisive error:

2 (fly ball)

dropped foul ball

Done

You can delete the error by clicking on , or clear and edit the notes by overwriting the text in the text field and clicking on “Done”.

If you have activated Advanced Metrics in your [Settings](#), then an additional screen will show up where you can indicate the exact location where the ball was hit to:

**Indicate where the ball was hit to:  
Advanced Metrics.**


Please indicate exactly where the ball was hit to.

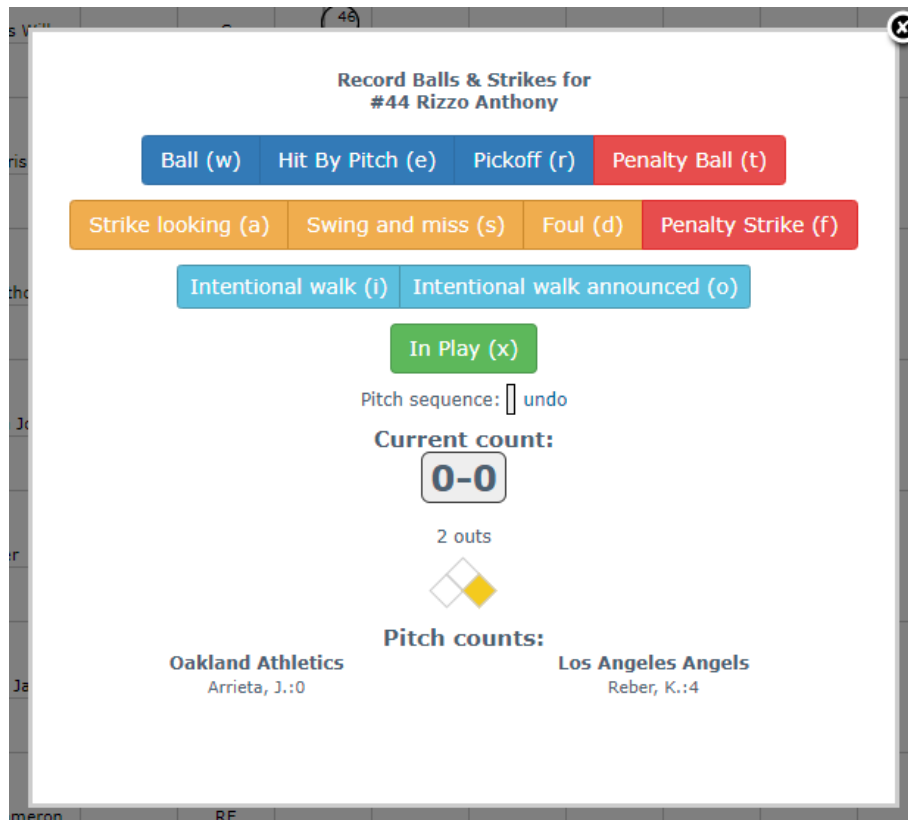
<back

Done



# Balls & Strikes

With a Pro account, you can record balls and strikes for every batter, and even change it later on. You can do this by clicking on the count box  in the upper left corner of each field or pressing c on your keyboard:



The letters in parenthesis indicate the keyboard key that can be used to record the pitch.

Record each pitch before the one that is put into play. The pitch that is put into play will be added automatically as a strike to the pitchers' pitch count.

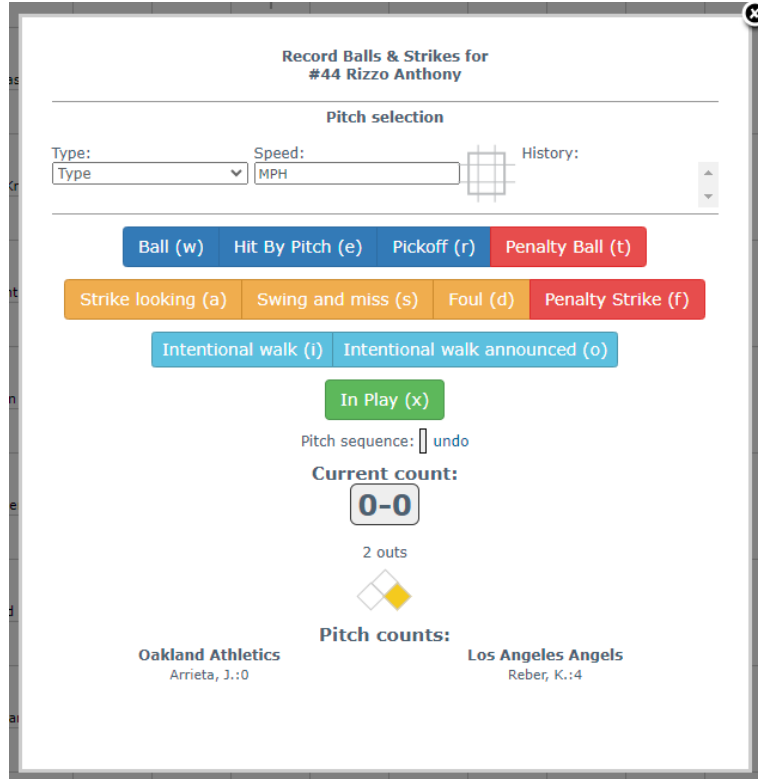
Note the following special actions:

- On a base-on-balls, record all four balls. After the fourth ball, a Walk is written automatically on the scoresheet.
- On a strikeout, record all pitches, including the one that struck out the batter. If the strike is not a foul ball and is the third strike, the Count overlay will close automatically and you still have the possibility to choose the strikeout, including a possible throw to first base.
- On a hit by pitch, record all pitches, except the one that hit the batter. Use the button "Hit By Pitch" on that pitch. An additional ball will be added to the pitcher's pitch count and the Hit-By-Pitch is written automatically on the scoresheet.
- On an intentional walk where the pitcher has to throw four balls, use the button "Intentional Walk" on every pitch. After the fourth pitch, an Intentional Walk is written automatically on the scoresheet.
- If an intentional walk is announced, use the corresponding button.
- When the ball is put into play, use the "In Play" button. A strike is added automatically to the pitcher's count.

The pitch sequence displays all the pitches, including pickoffs, that were pitched this at-bat.

The current count displays the hitter's count.


If you have activated Advanced Metrics in your [Settings](#), then you will see an additional block on top where you can indicate the type, speed and location in the strike zone for every pitch:



This information is displayed in the live GameCast:

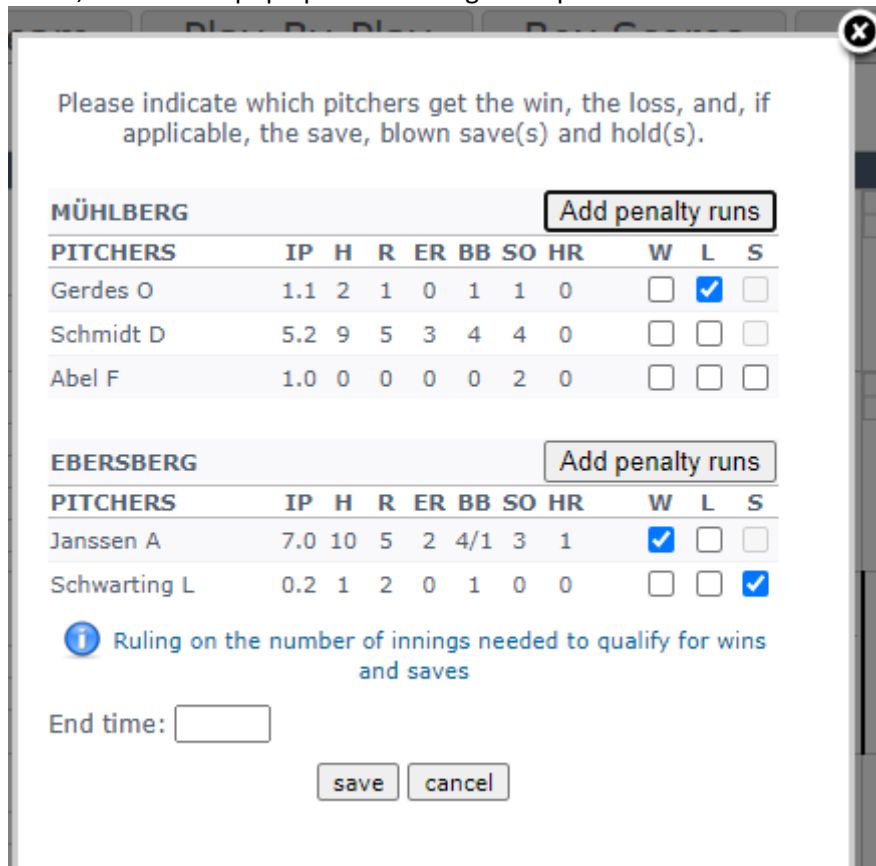
		All Plays	Scoring Plays		
<b>San Francisco Giants - Top 1st</b>					
<b>JACKSON PITCHING FOR MIN</b>				SF	MIN
Imhof Benjamin walked on a 1-2 count.				0	0
Augsburger Andreas flied out to left on a 1-0 count.				0	0
Walser Oliver walked on a 1-2 count, Imhof Benjamin to second.				0	0
Pitch	Type	MPH			
1 Strike Looking	Two-seam FB	95			
2 Ball	Curve	82			
3 Strike Swinging	Two-seam FB	94			
Hutchinson Carl flied out to right on the first pitch.				0	0
Pitch	Type	MPH			
1 In Play	Four-seam FB	99			

## End game

To record Win, Loss, Save, Blown Saves and Holds, click on the button  located below the line score. A confirmation dialog appears, asking you whether you have checked that all the runs are correctly assigned to be earned / unearned:



If you click on “Yes”, a menu will pop up with all the game’s pitchers:



Please indicate which pitchers get the win, the loss, and, if applicable, the save, blown save(s) and hold(s).

**MÜHLBERG** Add penalty runs

PITCHERS	IP	H	R	ER	BB	SO	HR	W	L	S
Gerdes O	1.1	2	1	0	1	1	0	<input type="checkbox"/>	<input checked="" type="checkbox"/>	<input type="checkbox"/>
Schmidt D	5.2	9	5	3	4	4	0	<input type="checkbox"/>	<input type="checkbox"/>	<input type="checkbox"/>
Abel F	1.0	0	0	0	0	2	0	<input type="checkbox"/>	<input type="checkbox"/>	<input type="checkbox"/>

**EBERSBERG** Add penalty runs

PITCHERS	IP	H	R	ER	BB	SO	HR	W	L	S
Janssen A	7.0	10	5	2	4/1	3	1	<input checked="" type="checkbox"/>	<input type="checkbox"/>	<input type="checkbox"/>
Schwarting L	0.2	1	2	0	1	0	0	<input type="checkbox"/>	<input type="checkbox"/>	<input checked="" type="checkbox"/>

**i** Ruling on the number of innings needed to qualify for wins and saves

End time:

save cancel

You must indicate exactly one pitcher for the win (W) and one pitcher for the loss (L). You can also indicate one pitcher for the save (S) and others that get blown saves (BS) or holds (H).

You should also indicate the game's end time in the appropriate box.

Saving this information also will write the total runs scored by both teams and generate static Box Scores.

You can also add Penalty Runs. These are runs that are virtually added to a team’s runs total.

After the Box Scores have been created, the statistics for Offense, Defense and Pitching to be displayed on the scoresheet are generated. This can be used to check the manually calculated totals:

**1. Baseball-Bundesliga game**  
**10121202-2**  
20.06.2019

Mannheim Tornados	1
Mainz Athletics	0

End game ▶

Away team | Home team | **Play-By-Play** | Box Scores | G

generating stats...

Name	Pass-Nr.	Pos	Inn	1	2	3	4	5
1 #8 Kotowski Kevin		CF	1T1					

After a few seconds, three links are shown which are used to display the respective stat on the scoresheet:

**1. Baseball-Bundesliga game**  
**10121202-2**  
20.06.2019

Mannheim Tornados	1
Mainz Athletics	0

End game ▶

Away team | **Home team** | Play-By-Play | Box Scores | G

[Defense](#) [Offense](#) [Pitching](#)

Name	Pass-Nr.	Pos	Inn	1	2	3	4	5
1 #8 Kotowski Kevin		CF	1T1					

For defense:

### 1. Baseball-Bundesliga game 10121202-2

20.06.2019

	1	2	3	4	5	6	7	8	9	10	R	H	E	
Mannheim Tornados	1	1	0	0	0	0	1	0	5	1	-	9	16	4
Mainz Athletics	0	1	0	1	0	4	0	2	0	2	-	10	12	2

End game | ? Undo actions

Away team | Home team | Play-By-Play | Box Scores | Game Cast

Defense | Offense | Pitching

A	PO	E	DP	IP	Name	Pass-Nr.	Pos	Inn	1	2	3	4	5	6	7	8	9	10
0	1	0	0	10.0	#8 Kotowski Kevin		CF	1T1	I 6-3	III 6-4	I 1-3	III DP 6-3	WP2	BB	III DP 6-3	SB2	BB	
0	3	0	0	10.0	#11 Johannessen Peter		RF	1T1	x5 SB4	II K	II U 3	II U 3	III IBB	III F 5	III F 5			
3	1	0	0	10.0	Gallagher Austin		3B	1T1	II F 7	FC	II 1B	II 1B	x4 2B	(E4)	x4 1B			
0	1	0	0	10.0	#23 Boldt Maximilian		DH	1T1	x5	WP7	x5	III K	II 3-1					
0	1	0	0	10.0	#23 Boldt Maximilian		1B	9T7	BB	BB	BB	III K	II 3-1		HR		x7	BB
0	8	0	0	10.0	Blanke Mike		C	1T1	BB	(WP7)	1B	II K	WP6	E4	II F 2		x7	(E6) BB
1	3	0	1	6.0	#17 Kipphan Martin		1B	1T1	2 3	1 4	3 4	1 2 F						
1	2	0	0	4.0	#33 Voll Victor		PH	6B8	III									
1	2	0	0	4.0	#33 Voll Victor		2B	7T1	III									

For offense:

### 1. Baseball-Bundesliga game 10121202-2

20.06.2019

	1	2	3	4	5	6	7	8	9	10	R	H	E	
Mannheim Tornados	1	1	0	0	0	0	1	0	5	1	-	9	16	4
Mainz Athletics	0	1	0	1	0	4	0	2	0	2	-	10	12	2

End game | ? Undo actions

Away team | Home team | Play-By-Play | Box Scores | Game Cast

Defense | Offense | Pitching

Name	Pass-Nr.	Pos	Inn	1	2	3	4	5	6	7	8	9	10	PA	AB	R	RBI	H	2B	3B	HR	K	BB	HP	SB	CS	SH	SF
#8 Kotowski Kevin		CF	1T1	I 6-3	III 6-4	I 1-3	III DP 6-3	WP2	BB	III DP 6-3	SB2	BB		6	4	1	0	1	0	0	0	0	2	0	1	0	0	0
#11 Johannessen Peter		RF	1T1	x5 SB4	II K	II U 3	II U 3	III IBB	III F 5	III F 5				6	5	1	0	1	0	0	0	1	1/1	0	1	0	0	0
Gallagher Austin		3B	1T1	II F 7	FC	II 1B	II 1B	x4 2B	(E4)	x4 1B				6	6	2	4	3	1	0	0	0	0	0	0	0	0	0
#23 Boldt Maximilian		DH	1T1	x5	WP7	x5	III K	II 3-1						6	3	2	2	1	0	0	1	1	3	0	0	0	0	0
#23 Boldt Maximilian		1B	9T7	BB	BB	BB	III K	II 3-1		HR				6	3	2	2	1	0	0	1	1	3	0	0	0	0	0
Blanke Mike		C	1T1	BB	(WP7)	1B	II K	WP6	E4	II F 2				6	4	1	0	1	0	0	0	1	2	0	0	0	0	0
#17 Kipphan Martin		1B	1T1	2 3	1 4	3 4	1 2 F							3	3	0	0	0	0	0	0	2	0	0	0	0	0	0
#33 Voll Victor		PH	6B8	III										3	2	0	0	0	0	0	0	1	1/1	0	0	0	0	0
#33 Voll Victor		2B	7T1	III										3	2	0	0	0	0	0	0	1	1/1	0	0	0	0	0
Golubiewski Dominick		2B	1T1				1 2 F							5	5	1	0	1	0	0	0	2	0	0	0	0	0	0
Golubiewski Dominick		1B	7T1											5	5	1	0	1	0	0	0	2	0	0	0	0	0	0

For Pitching and Catching:

9	#22 Weichert Nicolas	SS	1T1																	
	Noso Jerome	PH	7B3																	
	Noso Jerome	SS	8T1																	
P	#3 Stahlmann Tim	P	1T1																	
	#1 Stöcklin Lennard	P	6T1																	
	Fitzgerald Thomas	P	8T1																	

IP	Pitcher	Pass-Nr.	BF	AB	R	ER	H	2B	3B	HR	K	BB/IBB	HP	SH	SF	WP	BK	WLS	Catcher	PB	SB	CS	
5.0	Stahlmann, Ti. MAI		22	20	2	2	7	0	0	1	2	2	0	0	0	0	0	0		Blanke, Mi. MAI	0	2	0
2.0	Stöcklin, Le. MAI		10	10	1	1	4	0	0	1	1	0	0	0	0	0	0	0					
1.2	Fitzgerald, Th. MAI		10	7	4	4	2	2	0	0	2	3	0	0	0	0	0						
0.1	Golubiewski, Do. MAI		5	4	2	2	3	2	0	0	0	1	0	0	0	0	0						
1.0	Wildenhain, Ya. MAI		4	2	0	0	0	0	0	0	2	2	0	0	0	0	0	W					

## Pitch Counts Inning by Inning

To show the pitch counts for every pitcher inning by inning, switch to the Box Scores tab and click on the icon in the top right corner:

### NLA game 71

17.09.2022

	1	2	3	4	5	6	7	8	9	R	H	E	
Therwil Flyers	0	0	2	0	4	3	1	0	0	-	10	14	2
Zürich Challengers	1	0	1	0	0	0	0	0	0	-	2	6	1

End game | Undo actions

Away team | Home team | Play-By-Play | **Box Scores** | Game Cast

#### THERWIL FLYERS

HITTERS	AB	R	H	RBI	2B	3B	HR	SB	CS	TB	BB	K	LOB	#P	AVG	OBP	SLG
Horne, C. 2B	4	1	3	0	0	0	0	1	0	3	0	0	1	13	.650	.759	1.050
Leemann, S. 1B	3	1	1	4	0	0	0	0	0	1	1	0	1	16	.414	.471	.621
Oshima, T. SS	5	1	1	1	1	0	0	0	0	2	0	1	4	21	.364	.545	.591
Elizalde, A. LF,3B	4	1	1	1	0	0	0	0	0	1	1	2	3	21	.385	.485	.692
Rodriguez Villarreal, J. DH	4	0	2	1	0	0	0	0	0	2	0	0	1	15	.542	.571	.833
Creeden, D. PH,DH	1	0	0	0	0	0	0	0	0	0	0	0	0	4	.000	.000	.000
Eigenmann, R. C	4	1	2	1	1	0	0	0	0	3	1	0	1	17	.467	.500	.867
Castillo, D. 3B	3	0	0	0	0	0	0	0	1	0	1	2	2	14	.300	.500	.400
Despaigne Perez, E. LF	1	0	0	0	0	0	0	0	0	0	0	0	1	4	.333	.429	.667
Kaufmann, A. CF	3	3	3	1	0	0	0	0	0	3	1	0	0	22	.250	.367	.333
Richards, M. RF	4	2	1	0	0	0	0	0	1	1	2	4	15	.316	.480	.526	
<b>TOTALS</b>	<b>36</b>	<b>10</b>	<b>14</b>	<b>9</b>	<b>2</b>	<b>0</b>	<b>0</b>	<b>1</b>	<b>1</b>	<b>16</b>	<b>6</b>	<b>7</b>	<b>18</b>	<b>162</b>			

**BATTING**  
**2B:** Eigenmann, R. (3,Steffen); Oshima, T. (5,Haltmeier).  
**S:** Horne, C.

This will open a new window with the pitch counts:

### Pitch Counts NLA Game 63

03.09.2022


#### Zürich Barracudas

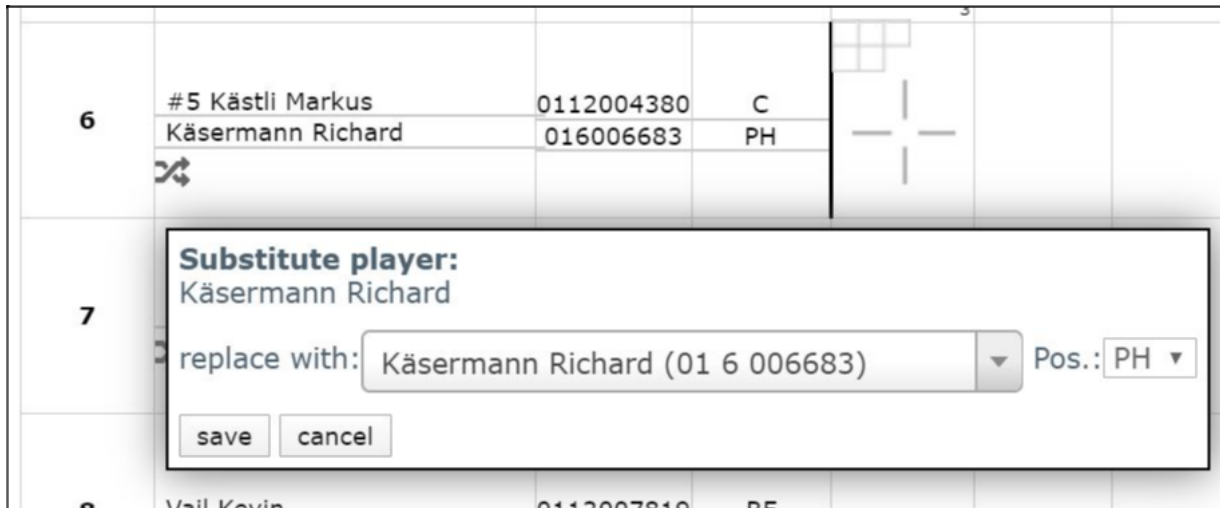
PITCHER	Licence-Nr.	Total	1	2	3	4	5	6	7	8	9
Savoldelli, C.	01 2 005896	69	23	39	7	0	0	0	0	0	0
Vonderschmitt, K.	01 2 004371	68	0	0	8	15	13	8	24	0	0
Bruce, A.	01 2 005481	10	0	0	0	0	0	0	0	10	0

#### Zürich Challengers

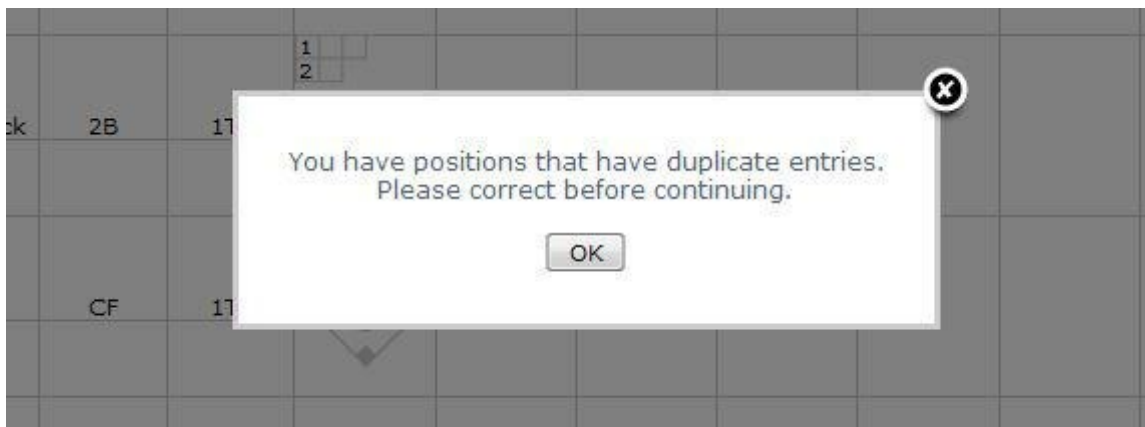
PITCHER	Licence-Nr.	Total	1	2	3	4	5	6	7	8	9
Haltmeier, S.	01 15 000439	82	10	24	8	8	12	9	11	0	0
Steffen, S.	01 15 007413	21	0	0	0	0	0	0	0	21	0
Byrne, R.	01 15 006479	20	0	0	0	0	0	0	0	0	20

# Substitutions

To substitute a player, click on  which will bring up the context menu from which you can choose the new player, and, if applicable, the new position:



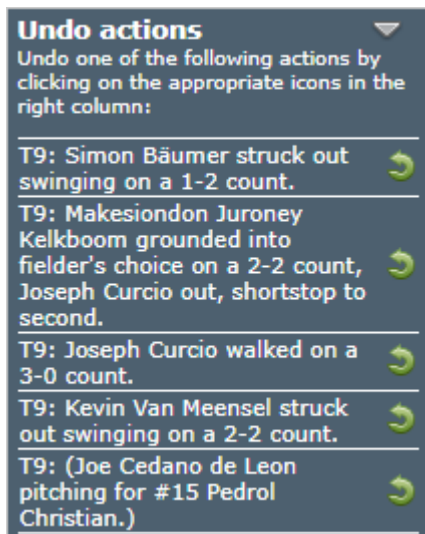
Upon further scoring a check is performed whether there are duplicate entries for any position and if so, displays an according warning:



You must correct the duplicate entry before being able to continue scoring.

## Undo actions

You can undo any of the last five actions by clicking on the “Undo action” bar in the top right corner or z on your keyboard. The actions will be listed in chronological descending order (latest action on top):

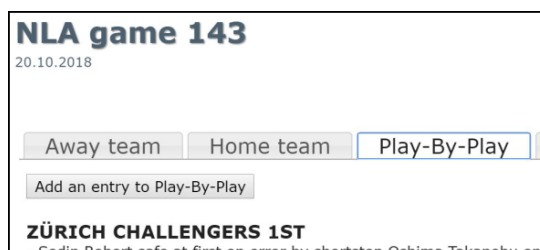


After undoing an action, you have the possibility to undo five additional actions.

Note: If you undo an action that is not the latest, any actions that happened after the selected action will be undone, as well!

## Custom Play-By-Play entries

If you wish, you can add a customized text at any time to the automatically generated Play-By-Play by clicking on the button “Add an entry to the Play-By-Play” in the Play-By-Play tab:




By checking the checkbox “Show in GameCast” you can add customized texts that will show up in the live GameCast. This is useful if for example the game is delayed by rain.

## Assisted Scoring

With Assisted Scoring turned on, the following subsequent actions will be scored for you automatically:


- Advance all forced runners on a walk, intentional walk, hit-by-pitch, catchers’ interference or sacrifice bunt
- Advance all runners on a balk
- Score all runners on a home run, triple or sacrifice fly
- Simplified entry for double and triple plays (selecting “Groundout” with checkbox “This action is part of a double play” activated)

Additionally, unnecessary entries will be hidden in the actions menus (f.ex. “Sacrifice fly” with no runner on third base, or “Dropped 3<sup>rd</sup> strike” with a runner on 1st base and less than 2 outs).

You can activate or deactivate Assisted Scoring at any time by clicking on the icon  left to the button “End game”.



# Using the keyboard

For most of the scoring actions, you can use your keyboard. To bring up a help menu with all possible keyboard shortcuts, simply click  next to the „Undo action“ bar.

## Switching tabs

Away team: ALT + 1

Home team: ALT + 2

Play-By-Play: ALT + 3

Box Scores: ALT + 4

## Action context menus



Current batter to 1st: SHIFT + y/z  
 Current batter to 2nd: SHIFT + x  
 Current batter to 3rd: SHIFT + c  
 Current batter to home: SHIFT + v  
 Current batter out: SHIFT + b

Second-to-last runner to 2nd: SHIFT + w  
 Second-to-last runner to 3rd: SHIFT + e  
 Second-to-last runner to home: SHIFT + r  
 Second-to-last runner out: SHIFT + t

Last runner to 2nd: SHIFT + s  
 Last runner to 3rd: SHIFT + d  
 Last runner to home: SHIFT + f  
 Last runner out: SHIFT + g

Third-to-last runner to home: SHIFT + 2  
 Third-to-last runner to home: SHIFT + 3  
 Third-to-last runner to home: SHIFT + 4  
 Third-to-last runner out: SHIFT + 5

- \*Additional runner to 2nd: SHIFT + F2
- \*Additional runner to 3rd: SHIFT + F3
- \*Additional runner to home: SHIFT + F4
- \*Additional runner out: SHIFT + F5

\* An additional runner may be on base when a batter reaches with the bases loaded. He's the lead runner on third base.

### **Fielders context menus**

Select fielder: numbers 1 - 9

### **Miscellaneous**

Close context menus: ESC

Open Undo menu: CTRL + z



Open Count menu: c


## 4. Edit Plays

You can change any action with the Edit Play function.

Activate it by pressing the CTRL key on your keyboard while clicking into the field that you wish to edit. An overlay appears from which you can edit any play or add a new one.



By clicking on the  icon, you can edit the play. By clicking on any other base in the graphic, you can also add an additional play. If you wish to delete the last play, just click on the  icon.

You can also update any substitutions by pressing the CTRL key on your keyboard while clicking on the  icon. This brings up an overlay from which you can select what you want to update:



**Edit substitutions**

**#8 Happ Ian**

Replace player for game  
or  
Add substitution

You can replace the current player for the entire game by clicking on “Replace player for game” and choosing a name from the input field:



**Edit substitutions**

**# Powers James**

Replace  
# Powers James for the entire game  
with

Or you can add a substitution by clicking on “Add substitution”. This brings up the next screen where you must indicate the new player, the moment he entered into the game and at which position:

**Edit substitutions**

**#8 Happ Ian**

Enter  
#8 Happ Ian

at  
(enter the scoresheet field, not the time of the change)

Inning Top/Bot Spot  
1 T 1

at position: CF

Save Cancel

The moment of the substitution is the next scoresheet field when he entered the game. If he, for example, plays for the visiting team, and he entered the game as a defensive substitution in the bottom of the 8<sup>th</sup> inning (with the fourth batter leading off), the scoresheet field would be 8T4 (4 indicating the lineup spot of the first batter in that inning).

And you can also delete a false substitution by clicking on “Delete substitution”:

**Edit substitutions**

**# Powers James**

Really delete this substitution?

# Powers James  
for  
#44 Rizzo Anthony



Save Cancel

## 5. Settings

### Your settings

General settings
League-specific settings

Regional setting	German (German ▼)
Display of names	<input checked="" type="radio"/> Lastname, Firstname <input type="radio"/> LASTNAME Firstname <input type="radio"/> Firstname Lastname
Display Balls & Strikes?	<input checked="" type="checkbox"/>
Display Hit Location?	<input checked="" type="checkbox"/>
Scoring system	IBAF ▼
Advanced Metrics	<input checked="" type="checkbox"/>
Expiry date	31.12.2050 (11249 days remaining)

 Save settings  
Change password 


[<< back to overview](#)

On the “Settings” screen you can change general settings for your account:

- Regional setting: Set the region which suites you best. This has an effect on date/time outputs.
- Display of names: Choose how names are displayed in general.
- Display Balls & Strikes? (available only for Pro Accounts): Indicate whether you want to record balls and strikes during a batter’s at-bat.
- Display Hit Location? (available only for Pro Accounts): Indicate whether you want to indicate the location of hits.
- Scoring system: Choose your preferred system of scoring.
- Advanced Metrics: With this option activated you get to indicate the precise location of where the ball was hit to, resulting in spray charts to be displayed for each player (will follow soon). And in combination with the option “Display Balls & Strikes”, you get to choose the type, speed and location in the strike zone for each pitch, resulting in detailed information for Live Play-By-Play texts, and heat charts both for batters and pitchers (will follow soon).
- Expiry date: Shows when your account will expire. You will get a reminder mail two weeks before your account will expiry.

Note: Your account is not renewed automatically, so you will have to take appropriate actions if you want to prevent your account from expiring.

Also, accounts are not deleted, only deactivated, so you can reactivate any account at any later time.

Save your changes by clicking on .

- Change password: Enables you to enter a new password.

## 6. Statistics

### Show stats

Statistics can be displayed by category leaders or with sortable tables.

- Leaders:** The top 10 players or teams for all important categories are displayed. Indicate year, league, round and category, and Individual or Team which to filter by:

#### Stats

Year: 
 League: 
 Round: 
 Category:

Ind./Team: 
[show leaders](#)

Offense Leaders NLA VR 2014

Batting Average									Homeruns			Runs Batted In			
Rk.	Player	AVG	G	AB	R	H	RBI	HR	Rk.	Player	HR	AB/HR	Rk.	Player	RBI
1	Oshima, Ta. FLY	.438	12	48	13	21	6	0	1	Martinez Marin, Je. CHA	2	15.50	1	Kocher, Mo. CAR	15
2	Raouzeos, Em. FLY	.432	12	37	11	16	6	0	2	Cruz Tifa, Al. EAG	1	6.00	2	Coma, Nd. BAR	13
3	Paulino De Los Santos, Ma. EAG	.429	7	35	11	15	7	0		Byrne, Ry. CHA	1	36.00	3	Marsnik, Al. BAR	12
4	Michals, Ch. BAR	.425	11	40	10	17	8	0		Holguin Santos, Ga. LIO	1	41.00	4	Siegrist, To. CHA	11
5	Reyes Robelt, Ei. CHA	.417	9	36	6	15	6	0		Pereira Garcia, Er. CAR	1	38.00		Zwyer, Se. FLY	11
6	Marsnik, Al. BAR	.400	11	40	8	16	12	0					6	Strub, Ra. EAG	9

[+ show all](#)

- Sortable stats:** All players or teams are displayed in tables that can be sorted by columns. Indicate year, league, round, category, Individual or Team, and, if needed, special splits:

#### Stats

Year: 
 League: 
 Round: 
 Category:

Ind./Team:

Splits: 
 Qualifiers only:

[show stats](#)

Offense NLA VR 2014

Search:

Name	AB	PA	R	H	2B	3B	HR	TB	XBH	RBI	SB	CS	BB	SO	HBP	IBB	GIDP	S	SF
Aimi, Fa. EAG	2	3	1	0	0	0	0	0	0	0	0	0	1	2	0	0	0	0	0
Berger, Sa. LIO	4	4	0	0	0	0	0	0	0	0	0	0	0	3	0	0	0	0	0
Beyeler, Ch. CAR	1	1	0	1	0	0	0	1	0	0	0	0	0	0	0	0	0	0	0
Blackbee, Ch. FLY	6	6	1	0	0	0	0	0	0	0	0	0	0	3	0	0	0	0	0
Blank, Th. CHA	14	20	4	4	0	0	0	4	0	2	3	0	4	4	1	0	1	1	0
Bouteloup, Ia. FLY	28	35	6	9	2	0	0	11	2	4	3	0	3	6	4	0	0	0	0
Bregy, Ha. CHA	22	25	4	3	1	0	0	4	1	2	1	0	2	3	0	0	1	1	0
Bruce, Al. BAR	14	14	1	5	0	0	0	5	0	1	1	0	0	3	0	0	0	0	0
Burger, Ro. CHA	1	2	0	0	0	0	0	0	0	0	0	0	1	0	0	0	0	0	0
Burger, Th. CHA	8	8	0	2	1	0	0	3	1	2	0	0	0	4	0	0	0	0	0

Showing 1 to 10 of 108 entries

Show  entries

- **Player stats:** Clicking on any player name in the statistics will bring up a quick overview of his most important stats for the season:

### Stats

Show stats    Export stats    Stats categories to export

Leaders    Sortable stats

Year: 2014    League: NLA    Round: VR    Category: Offense

Ind./Team: Individual    show leaders

**Offense Leaders NLA VR 2014**

#### Batting Average

Rk.	Player	AVG	G	AB	R	H	RBI	HR
1	Oshima, Ta. FLY	.438	12	48	13	21	6	0
2	Raouzeos, Em. FLY	.432	12	37	11	16	6	0

#### Homeruns

Rk.	Player	HR	AB/HR
1	Martinez Marin, Je. CHA	2	15.50
2	Cruz Tifa, Al. EAG	1	6.00

#### Runs Batted In

Rk.	Player	RBI
1	Kocher, Mo. CAR	15
2	Coma, Nd. BAR	13

**Sedin Robert #19**  
Zürich Challengers (NLA)  
Birthdate: 30.09.1987 (26)  
Bats: R Throws: R

2014 BATTING STATS NLA						
ROUND	BA	HR	RBI	OBP	SLG	OPS
VR	.395	0	3	.489	.500	.989

2014 PITCHING STATS NLA					
ROUND	W	L	ERA	SO	WHIP
VR	1	1	3.14	18	1.36

Complete Player Card >

A click on “Complete Player Card” brings up the player’s complete statistics with current season stats, career stats, splits and game logs:

### Player stats

**Robert Sedin #19 C,1B,2B,3B,SS,OF**

Team: Zürich Challengers (NLA) Birth Date: 30.09.1987 (31) Birth Place: US Bats: R Throws: R

2018 BATTING STATS NLA					
Round	AVG	HR	RBI	OBP	SLG
VR	.402	3	31	.496	.684
PL	.352	0	7	.379	.426

2018 PITCHING STATS NLA					
Round	ERA	W-L	SO	IP	WHIP
VR					

Stats are generated nightly

Hit Chart NLA 2018

minimum 8 hits  
only counts hits that have been scored with a hit location

Error retrieving stats.

Profile    Career    Splits    Logs

2018 Batting season stats NLA																							
Round	G	PA	AB	R	H	2B	3B	HR	RBI	BB	SO	SB	CS	HBP	S	SF	GIDP	2-out RBI	RISP	BA	OBP	SLG	OPS
Season VR	28	141	117	46	47	20	2	3	31	18	6	8	3	5	0	1	1	15	18/47	.402	.496	.684	1.180
Season PL	11	58	54	11	19	4	0	0	7	2	1	3	0	1	0	1	0	2	5/14	.352	.379	.426	.805

2018 6 Game Log Batting NLA																							
Date	Round	Opponent	Spot	Pos	AB	R	H	2B	3B	HR	RBI	BB	SO	SB	CS	HBP	S	SF	GIDP	2-out RBI	RISP	GSc	BA
20/10/2018	PL	Therwil Flyers	1	SS	6	1	0	0	0	0	0	0	0	0	0	0	0	0	0	0	0/3	58.50	.352
14/10/2018	PL	Therwil Flyers	1	SS	3	1	1	1	0	0	0	0	0	1	0	1	0	0	0	0	0/0	63.00	.396
13/10/2018	PL	Therwil Flyers	1	C,SS,CF	4	0	0	0	0	0	0	0	0	0	0	0	0	0	0	0	0/1	58.00	.400
07/10/2018	PL	Therwil Flyers	1	3B	5	1	1	0	0	0	1	0	1	2	0	0	0	0	0	0	1/2	62.25	.439
06/10/2018	PL	Therwil Flyers	1	C,SS	5	2	3	1	0	0	1	0	0	0	0	0	0	0	0	0	0/0	68.75	.472
28/09/2018	PL	Zürich Barracudas	2	C,SS	3	0	1	0	0	0	1	2	0	0	0	0	0	0	0	0	0/0	62.00	.452

40



## Exporting stats

Statistics can be exported for offense, pitching and fielding, grouped by year or by individual games:

**Stats**

Year:

League: 
 Round: 
 Game: 
 Category:

[Export Offense stats for game 9 \(Zürich Barracudas \(NLA\) - Therwil Flyers \(NLA\)\) \(NLA 2014\) in .csv format](#)

[« back to overview](#)

The data will be exported in a comma separated format (.csv), which can be opened in any text editor or a spreadsheet application like Microsoft Excel.

On the “Stats categories to export” tab, you can define which statistics will be included in the export:

**Stats**

Please indicate which stats you want to include in your export.

<input checked="" type="checkbox"/> Year	<input checked="" type="checkbox"/> RBI	<input type="checkbox"/> Stolen Base Percentage	<input checked="" type="checkbox"/> S
<input checked="" type="checkbox"/> League	<input checked="" type="checkbox"/> 2B	<input checked="" type="checkbox"/> Pickoff	<input checked="" type="checkbox"/> SF
<input checked="" type="checkbox"/> Round	<input checked="" type="checkbox"/> 2B off	<input checked="" type="checkbox"/> Pickoff by	<input checked="" type="checkbox"/> GIDP
<input checked="" type="checkbox"/> GameNumber	<input checked="" type="checkbox"/> 3B	<input checked="" type="checkbox"/> BB	<input checked="" type="checkbox"/> 2-out RBI
<input checked="" type="checkbox"/> GameDate	<input checked="" type="checkbox"/> 3B off	<input checked="" type="checkbox"/> IBB	<input checked="" type="checkbox"/> Runners left in Scoring Position
<input checked="" type="checkbox"/> Teamname	<input checked="" type="checkbox"/> HR	<input checked="" type="checkbox"/> IBB by	<input checked="" type="checkbox"/> Catcher's Interference
<input checked="" type="checkbox"/> Opponent	<input checked="" type="checkbox"/> HR off	<input type="checkbox"/> Plate Appearance per Walk	<input checked="" type="checkbox"/> CI in inn
<input checked="" type="checkbox"/> Spot	<input type="checkbox"/> Total Bases	<input type="checkbox"/> Walks per Strikeout	<input type="checkbox"/> RISP H/AB
<input checked="" type="checkbox"/> Positions	<input type="checkbox"/> Extra-base Hits	<input checked="" type="checkbox"/> SO	<input type="checkbox"/> Batting Average
<input checked="" type="checkbox"/> Games played	<input checked="" type="checkbox"/> SB	<input type="checkbox"/> Strikeouts per At Bat	<input type="checkbox"/> On-Base Percentage
<input checked="" type="checkbox"/> PA	<input checked="" type="checkbox"/> SB off	<input checked="" type="checkbox"/> LOB	<input type="checkbox"/> Slugging Percentage
<input checked="" type="checkbox"/> AB	<input checked="" type="checkbox"/> CS	<input checked="" type="checkbox"/> HBP	<input type="checkbox"/> On-Base Pct. plus Slugging Pct.
<input checked="" type="checkbox"/> H	<input checked="" type="checkbox"/> CS by	<input checked="" type="checkbox"/> HBP by	<input checked="" type="checkbox"/> Substitute player
<input checked="" type="checkbox"/> R			

check / uncheck all offense categories

Save your changes by clicking on “save all stat categories”.

## 7. Web services

Web services are used to display information on other websites with a special call to a given address. The returning construct is an XML document that can be parsed and implemented in your own website.

As of now, EasyScore offers web services for:

- **Live Game Data:** real-time data for live games:  
<https://www.easyscore.com/api/live/xxxx> (replacing xxx with the ID of your game found in the overview of your games in the column GameID)
- **Basic Game Info:** gets information like date, time, notes, pitchers, linescore and play-by-play on running and finished games:  
<https://www.easyscore.com/webservices/Games.asmx/GameInfo?GameID=xxx>  
(replacing xxx with the ID of your game found in the [overview of your games](#) in the column GameID)
- **League schedules:** gets the schedule for leagues and tournaments:  
<https://www.easyscore.com/webservices/Schedules.asmx/Schedules?LeagueID=xx&Round=yy&Year=zzzz>  
(replacing xx with the ID of your league, yy with the ID of the round (0 for all rounds) and zzzz with the year. You can find this link below the schedules on the [games overview screen](#))
- **League standings:** gets the standings for leagues and tournaments:  
<https://www.easyscore.com/webservices/Standings.asmx/Standings?LeagueID=xx&Round=y&Year=zzzz>  
(replacing xx with the ID of your league, yy with the ID of the round and zzzz with the year. You can find this link below the standings on the [start screen](#))
- **Season stats:** gets the stats for all players of a specific league and round:  
<https://www.easyscore.com/webservices/Stats.asmx/Stats?LeagueID=xx&Round=yy&Year=zzz&Category=ooo>  
(replacing xx with the ID of your league, yy with the ID of the round, zzzz with the year and ooo with either off, pit or fld)
- **Game stats:** gets the stats for a specified game:  
<https://www.easyscore.com/webservices/GameStats.asmx/GameStats?LeagueID=xx&Round=yy&Year=zzzz&Category=ooo&GameID=iii>  
(replacing xx with the ID of your league, yy with the ID of the round, zzzz with the year, ooo with either off, pit or fld, and the GameID with the ID of your game found in the [overview of your games](#) in the column GameID)
- **Player career and game-by-game stats:** gets the stats for a specified game:  
<https://www.easyscore.com/webservices/Playerstats.asmx/Playerstats?LeagueID=xx&Round=yy&Year=zzzz&Category=ooo&PlayerID=iii&SubCategory=mmm>  
(replacing xx with the ID of your league, yy with the ID of the round, zzzz with the year, ooo with either off, pit or fld, iii with the PlayerID and mmm with "car" for career stats or "log" for game-by-game statistics)

To get the data for live games, please use the following URL:

[https://firestore.googleapis.com/v1/projects/easyscore-app/databases/\(default\)/documents/live/xxxxx](https://firestore.googleapis.com/v1/projects/easyscore-app/databases/(default)/documents/live/xxxxx)  
replacing xxxxx with game ID.

## 8. Pricing

Following plans are available for using EasyScore:

EasyScore offers different plans for subscription:

	Test account	Basic account Single user	Advanced account Single user	League administrator
Monthly licence fee*	-	USD 4.99	USD 7.99	upon request
License duration	60 days	1 year	1 year	1 year
Game Logs	✓	✓	✓	✓
Box Scores	✓	✓	✓	✓
Limitations	5 innings per game 4 games maximum	-	-	-
Stats export	✓	-	✓	✓
Record Balls & Strikes	✓	-	✓	✓
Record Hit Location	✓	-	✓	✓
Select scoring system	-	-	✓	✓
		<a href="#">PayPal Abonnieren</a> <input type="checkbox"/> Debit- oder Kreditkarte <small>Abgewickelt durch <b>PayPal</b></small>	<a href="#">PayPal Abonnieren</a> <input type="checkbox"/> Debit- oder Kreditkarte <small>Abgewickelt durch <b>PayPal</b></small>	<a href="#">Request quote</a>

Upon registering, you can use EasyScore for free for an entire year, but are limited to five innings per game and a total of 4 games.

## 9. Support

If you have any questions, please contact us at [support@easyscore.com](mailto:support@easyscore.com).

To stay updated on technical changes, subscribe to the RSS-feed at [www.easyscore.com/news/](http://www.easyscore.com/news/).

Also, check us out on Facebook at [www.facebook.com/EasyScore](http://www.facebook.com/EasyScore) and follow us on Twitter at [www.twitter.com/bbeasyscore](http://www.twitter.com/bbeasyscore).

Video tutorials are available at [www.youtube.com/EasyScore42](http://www.youtube.com/EasyScore42).